



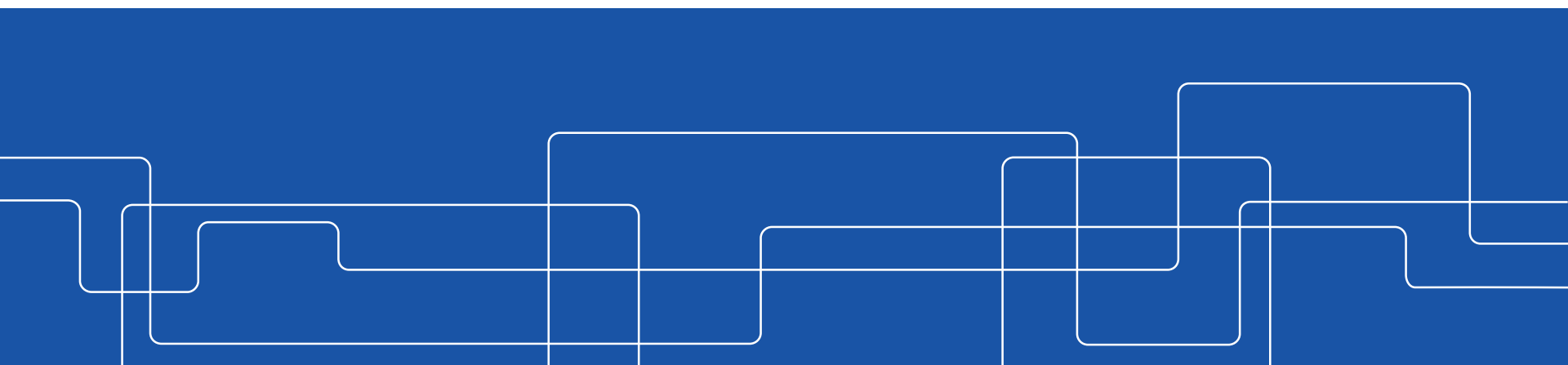
Characterization of particles in the gas exchange system of DI/SI engines

Arun Prasath Karuppasamy

Supervisors: Anders Christiansen Erlandsson, Ola Stenlåås



11.10.2018, CCGEx – Research Day

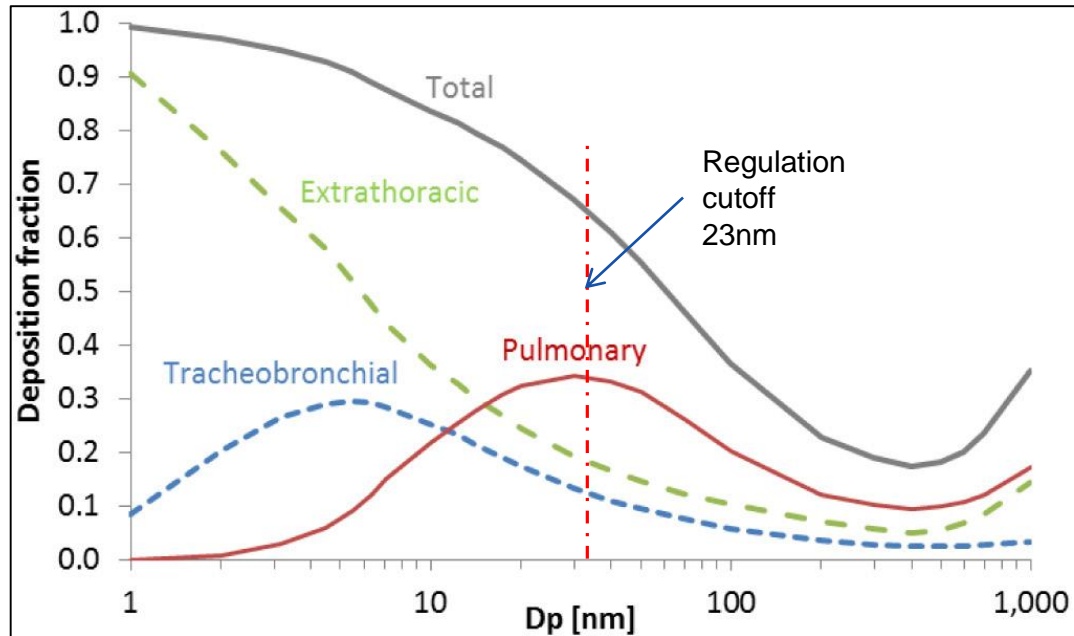


VOLVO



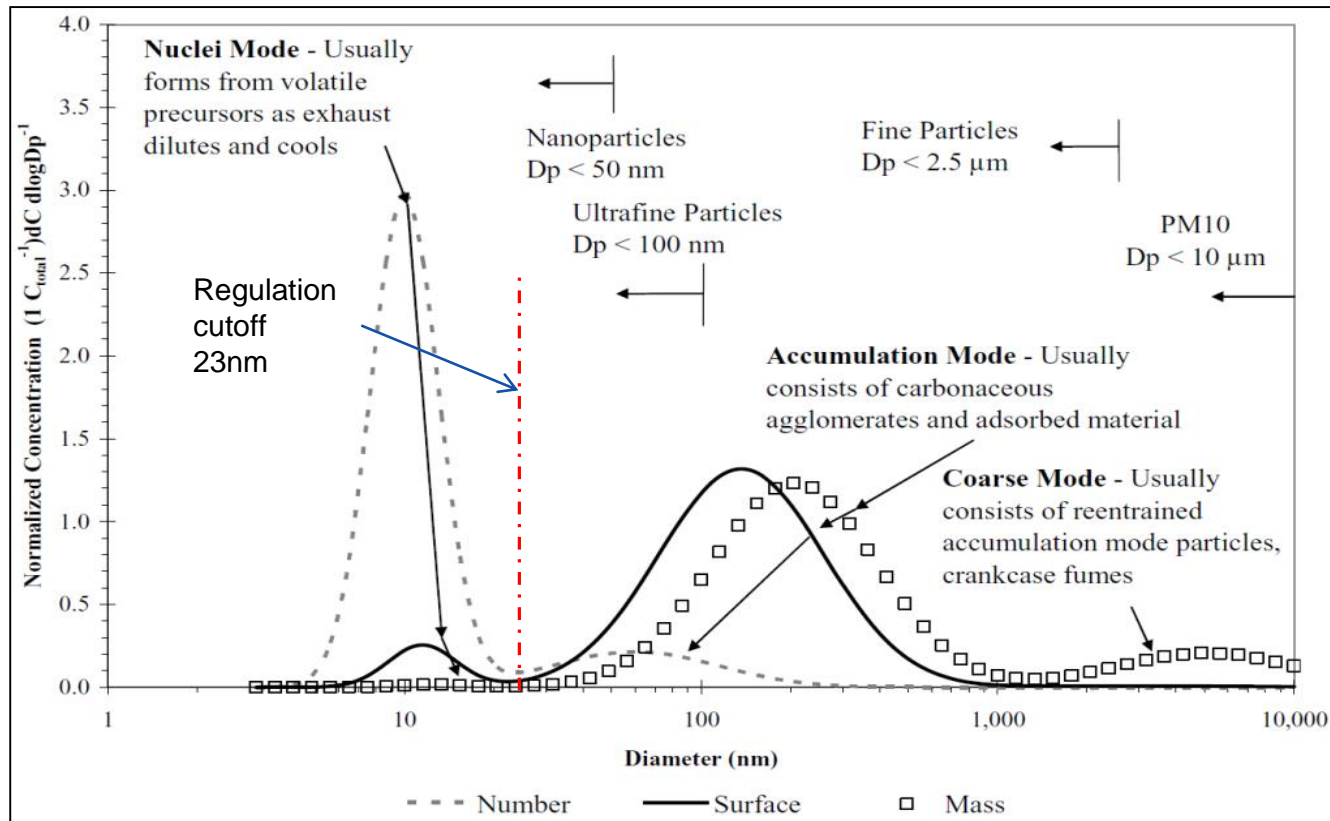
BorgWarner

Particles Emissions and Health



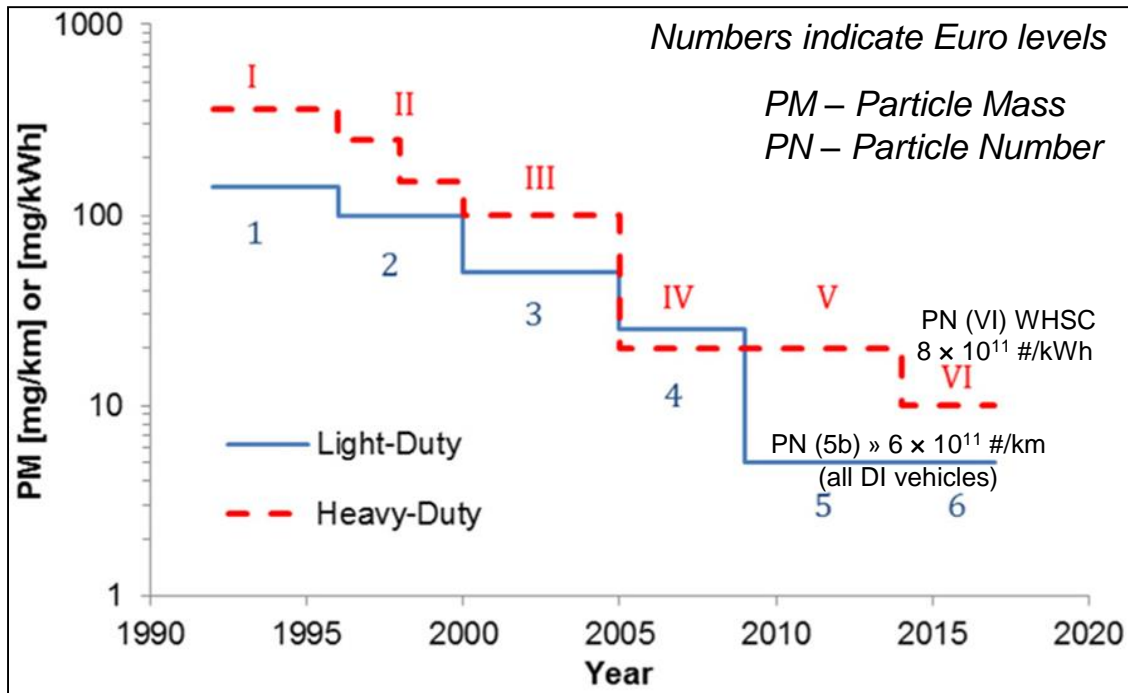
Giechaskiel, B., Manfredi, U., and Martini, G., "Engine Exhaust Solid Sub-23 nm Particles: I. Literature Survey," SAE Int. J. Fuels Lubr. 7(3):950-964, 2014, <https://doi.org/10.4271/2014-01-2834>.

Particles Emissions and Health



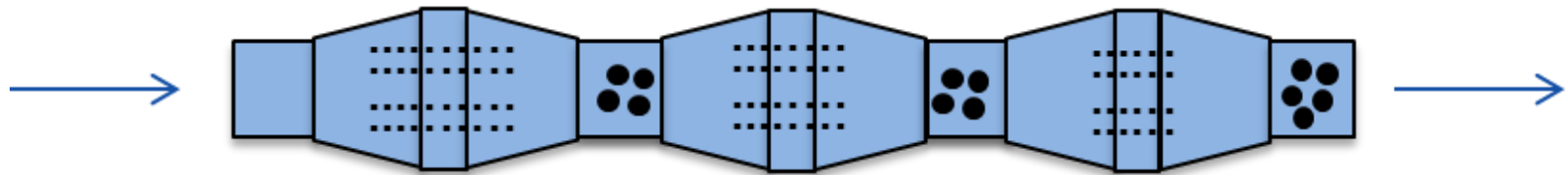
Kittelson, D., Watts, W., Johnson, J., Rowntree, C. et al., "Driving Down On-Highway Particulate Emissions", SAE Technical Paper 2006-01-0916, 2006, doi:10.4271/2006-01-0916

Particles Emissions and Health



Giechaskiel, B., Schiefer, E., Schindler, W., Axmann, H. et al., "Overview of Soot Emission Measurements Instrumentation: From Smoke and Filter Mass to Particle Number", SAE 2013-01-0138

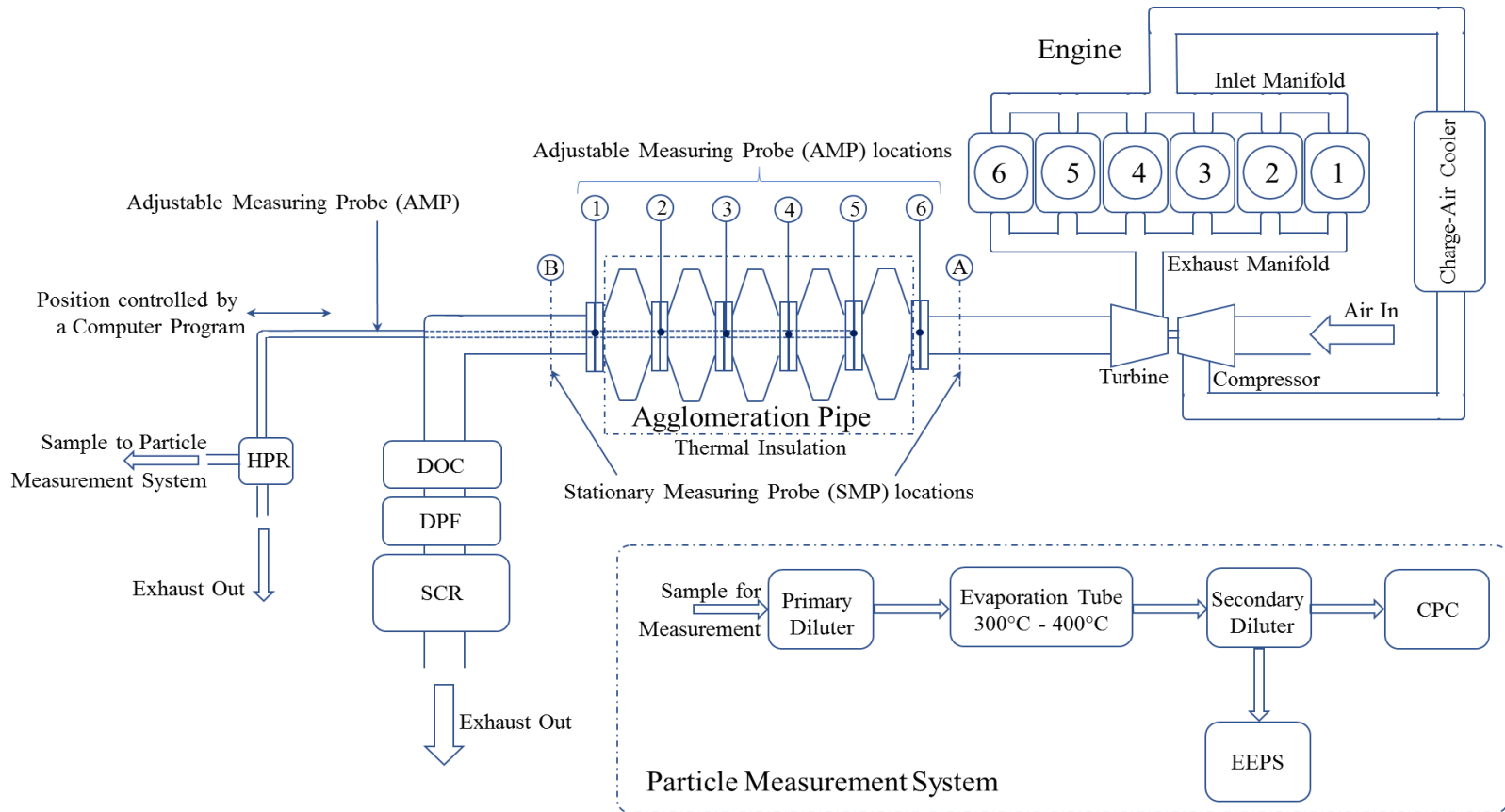
Agglomeration Pipe (AP)




Agglomeration: *Process of combining particles to form larger particles*



Schematic of The Setup

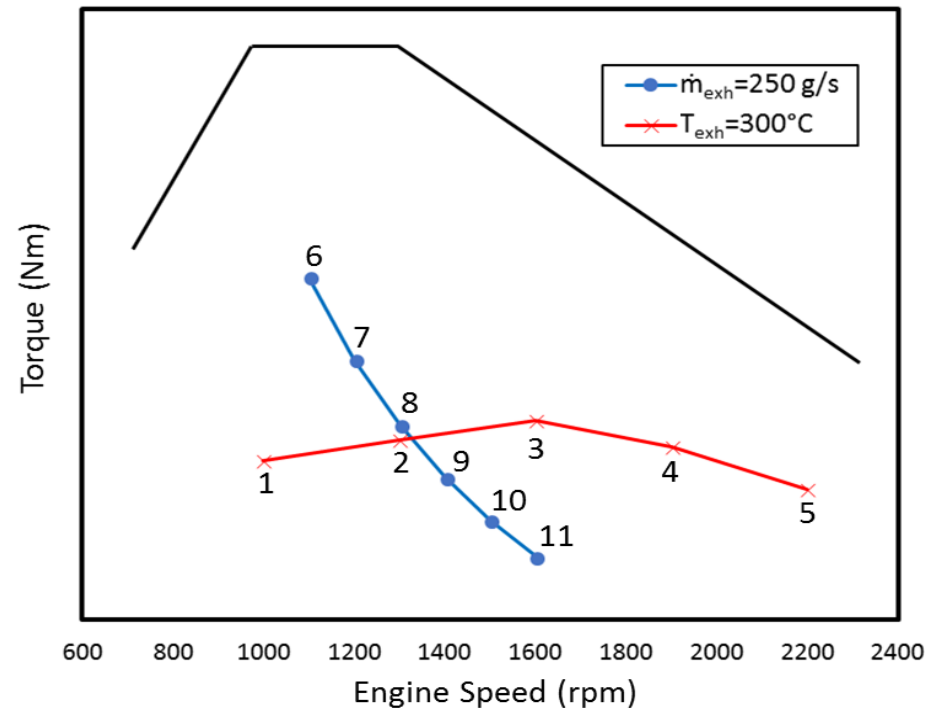


Setup with Stationary Measuring Probe




Engine Operating Points

Sl. No.	Engine Speed [rpm]	T_{exh} [°C]	\dot{m}_{exh} [g/s]	Remarks
1	1000	300	154	Constant T_{exh}
2	1300	300	241	Constant T_{exh}
3	1600	300	340	Constant T_{exh}
4	1900	300	425	Constant T_{exh}
5	2200	300	481	Constant T_{exh}
6	1100	396	250	Constant \dot{m}_{exh}
7	1200	350	250	Constant \dot{m}_{exh}
8	1300	312	250	Constant \dot{m}_{exh}
9	1400	274	250	Constant \dot{m}_{exh}
10	1500	236	250	Constant \dot{m}_{exh}
11	1600	201	250	Constant \dot{m}_{exh}



Setup with Adjustable Measuring Probe





Conclusion

- The SP case in comparison with the AP case shows that the AP behaves like the SP with regards to non-volatile PN reduction
- The grouping phenomenon observed in previous literatures with the AP might be due to three possibilities
 - The size range of most particles emitted are larger than 50nm. As grouping is noticed only after those sizes
 - The grouping particles in previous studies might have been mostly volatile particles. This study used particle measurement systems with evaporation tube as a volatile particle remover
 - The grouping might have been favoured by the increase in colder surface area of the AP. This was avoided in this study by using a double walled and insulated AP



Competence Center for Gas Exchange



”Charging for the future”



VOLVO



BorgWarner